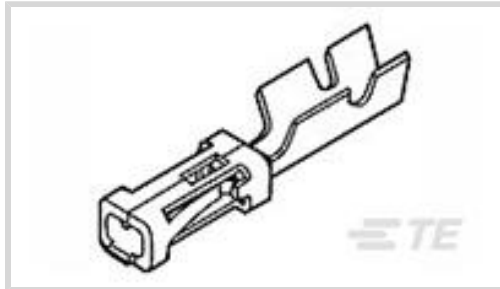




Connectors > PCB Connectors > Wire-to-Board Connectors > Wire-to-Board Connector Contacts



Contact Type: **Socket**

Connector System: **Wire-to-Board**

Wire Size: .12 – .4 mm²

Features

Product Type Features

| | |
|-----------------------------------|---------------|
| Applied Pressure | High |
| Connector System | Wire-to-Board |
| Connector & Contact Terminates To | Wire & Cable |

Configuration Features

| | |
|-----------------------------------|---------------|
| Compatible With Wire & Cable Type | Discrete Wire |
|-----------------------------------|---------------|

Electrical Characteristics

| | |
|---------------------------------------|---------|
| Termination Resistance | 12 mΩ |
| Insulation Resistance | 5000 MΩ |
| Dielectric Withstanding Voltage (Max) | 750 V |
| Operating Voltage | 250 VAC |

Contact Features

| | |
|---|-----------------|
| Mating Square Post Dimension | .64 mm[.025 in] |
| | 50 – 150 μin |
| Wire Contact Termination Area Plating Material Finish | Bright |
| Wire Contact Termination Area Plating Material | Tin |
| Contact Mating Area Plating Material Finish | Bright |
| Contact Base Material | Phosphor Bronze |
| Contact Type | Socket |
| Contact Mating Area Plating Material | Tin |
| Contact Current Rating (Max) | 3 A |



Termination Features

| | |
|------------------------------------|-------|
| Termination Method to Wire & Cable | Crimp |
|------------------------------------|-------|

Mechanical Attachment

| | |
|-------------------------|------|
| Wire Insulation Support | With |
|-------------------------|------|

Dimensions

| | |
|--|--------------------------|
| Accepts Wire Insulation Diameter Range | 1.55 mm[.061 in] |
| Wire Size | .12 – .4 mm ² |

Usage Conditions

| | |
|-----------------------------|----------------------------|
| Operating Temperature Range | -65 – 105 °C[-85 – 221 °F] |
|-----------------------------|----------------------------|

Operation/Application

| | |
|---------------------|----------------|
| Circuit Application | Power & Signal |
|---------------------|----------------|

Industry Standards

| | |
|--------------------|-----------------------|
| Approved Standards | CSA LR7189, UL E28476 |
|--------------------|-----------------------|

Packaging Features

| | |
|--------------------|-------------|
| Packaging Quantity | 1000 |
| Packaging Method | Loose Piece |

Other

| | |
|---------|---|
| Comment | (*) For use with Model "K" machines. Call the Technical Assistance Center (1-800-522-6752) for any tooling questions. |
|---------|---|

Product Compliance

For compliance documentation, visit the product page on [TE.com](https://www.te.com)>

| | |
|---|---|
| EU RoHS Directive 2011/65/EU | Compliant |
| EU ELV Directive 2000/53/EC | Compliant |
| China RoHS 2 Directive MIIT Order No 32, 2016 | No Restricted Materials Above Threshold |
| EU REACH Regulation (EC) No. 1907/2006 | Current ECHA Candidate List: JUNE 2022 (224) Candidate List Declared Against: JUNE 2022 (224) Does not contain REACH SVHC |
| Halogen Content | Low Halogen - Br, Cl, F, I < 900 ppm per homogenous material. Also BFR/CFR/PVC Free |

Solder Process Capability

Not applicable for solder process capability

Product Compliance Disclaimer

This information is provided based on reasonable inquiry of our suppliers and represents our current actual knowledge based on the information they provided. This information is subject to change. The part numbers that TE has identified as EU RoHS compliant have a maximum concentration of 0.1% by weight in homogenous materials for lead, hexavalent chromium, mercury, PBB, PBDE, DBP, BBP, DEHP, DIBP, and 0.01% for cadmium, or qualify for an exemption to these limits as defined in the Annexes of Directive 2011/65/EU (RoHS2). Finished electrical and electronic equipment products will be CE marked as required by Directive 2011/65/EU. Components may not be CE marked. Additionally, the part numbers that TE has identified as EU ELV compliant have a maximum concentration of 0.1% by weight in homogenous materials for lead, hexavalent chromium, and mercury, and 0.01% for cadmium, or qualify for an exemption to these limits as defined in the Annexes of Directive 2000/53/EC (ELV). Regarding the REACH Regulation, the information TE provides on SVHC in articles for this part number is based on the latest European Chemicals Agency (ECHA) 'Guidance on requirements for substances in articles' posted at this URL: <https://echa.europa.eu/guidance-documents/guidance-on-reach>

Compatible Parts



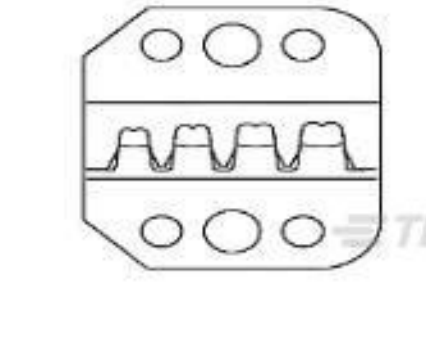
TE Part # 91517-1
CCII FEMALE MOD IV REC 24-22 ASSY



TE Part # 58641-1
PRO-CRIMP TL & DIE MOD IV




TE Part # 843996-3
TOOL, EXTRACTION RESET




TE Part # 58641-2
PROCRIMP DIE MOD IV


Also in the Series | AMPMODU IV/V




Automotive Housings(2)



Backplane Connector Housings(1)




Board-to-Board Connector Contacts(6)




Insertion & Extraction Tools(4)



PCB Connector Covers(18)



PCB Connector Keying(6)




PCB Connector Mounting(1)



PCB Connector Strain Relief(3)



PCB Headers & Receptacles(939)



PCB Latches, Locks & Retainers(7)



Rectangular Connector Housings(5)



Standard Rectangular Connectors(8)

Wire-to-Board Connector Assemblies
& Housings(467)Wire-to-Board Connector Contacts
(326)

Documents

Product Drawings

MOD V RECP LP

English

CAD Files

3D PDF

3D

Customer View Model

[ENG_CVM_CVM_102128-2_AF.2d_dxf.zip](#)

English

Customer View Model

[ENG_CVM_CVM_102128-2_AF.3d_igs.zip](#)

English

Customer View Model

[ENG_CVM_CVM_102128-2_AF.3d_stp.zip](#)

English

By downloading the CAD file I accept and agree to the [Terms and Conditions](#) of use.

Datasheets & Catalog Pages

AMPMODU_INTERCONNECTION_SYSTEM_SECTION5_CONT

English

1-1773720-9_AMPMODU_MOD_IV_V_QRG

English

Product Specifications

Application Specification

English



Product Environmental Compliance

Product Compliance

English

Product Compliance

English